

What to do if...

List of Warning/Indicator Lights

Stop the vehicle immediately. Continuing to drive the vehicle may be dangerous.



(U.S.A.)

Brake system warning light



(Canada)

Stop the vehicle immediately.



Charging system warning light



High engine coolant temperature warning light (flashes or comes on)

Have the vehicle inspected immediately.



Brake system warning light



(Flashes)

"AFS OFF" indicator light (if equipped)



(U.S.A.)

Malfunction indicator lamp



(comes on)

Slip indicator light



(Canada)



(Flashes)

"LKA" indicator light (if equipped)



SRS warning light



(Flashes)

Cruise control indicator light



(U.S.A.)

"ABS" warning light



(Flashes)

Radar cruise control indicator light (if equipped)



(Canada)



(Flashes)

Automatic High Beam indicator light (if equipped)



Electric power steering system warning light



(Flashes and then continuously on)

Tire pressure warning light









(Flashes)

"PCS" warning light (if equipped)

For further information, refer to the Owner's Manual.

What to do if...

Follow the correction procedures.

	Open door warning light	 (On the center panel)	Front passenger's seat belt reminder light
	Low fuel level warning light		Master warning light
 (On the instrument cluster)	Driver's seat belt reminder light	 (Illuminate no flashing)	Tire pressure warning light *1

See the Owner's Manual

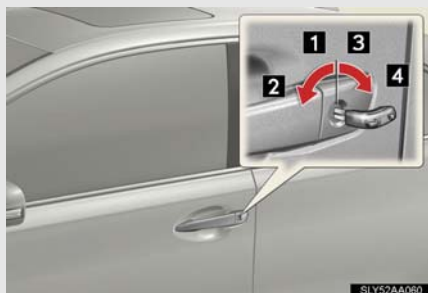
	Turn signal indicator		Cruise control indicator
	Headlight indicator (U.S.A.)		Radar cruise control indicator (if equipped)
	Tail light indicator (Canada)		"LKA" indicator (if equipped)
	Headlight high beam indicator		"SET" indicator
	Automatic High Beam indicator		Intuitive parking assist indicator (if equipped)
	Front fog light indicator		"AFS OFF" indicator (if equipped)
	"READY" indicator	 (Flashes)	Slip indicator
	EV drive mode indicator	 OFF	VSC OFF indicator
	Eco Driving Indicator Light	 (Turns on or flashes quickly *2)	"PCS" warning (if equipped)
	"ECO MODE" indicator		SRS airbag on-off indicator
	"PWR MODE" indicator		

For further information, refer to the Owner's Manual.

*1: It also comes on due to natural causes such as natural air leaks and tire inflation pressure changes caused by temperature. Adjust the tire inflation pressure.
*2: When the "PCS" flashes quickly, "BRAKE!" will also be displayed.

If the electronic key does not operate properly

n Unlocking and locking the doors



Use the mechanical key in order to perform the following operations (driver's door only):

- 1** Locks all the doors
- 2** Closes the windows and moon roof (turn and hold)*
- 3** Unlocks the door
Turning the key rearward unlocks the driver's door. Turning the key once again unlocks the other doors.
- 4** Opens the windows and moon roof (turn and hold)*

*: This setting must be customized at your Lexus dealer.

What to do if...

n Starting the hybrid system



- 1 Depress the brake pedal.
- 2 Touch the Lexus emblem side of the electronic key to the “POWER” switch.
If any of the doors is opened or closed while the key is being touched to the switch, an alarm will sound to indicate that the start function cannot detect the electronic key.
- 3 To change “POWER” switch modes:
Within 10 seconds of the buzzer sounding, release the brake pedal and press the “POWER” switch. Modes can be changed each time the switch is pressed.
To start the hybrid system: Press the “POWER” switch within 10 seconds of the buzzer sounding, keeping the brake pedal depressed.

In the event that the hybrid system still cannot be operated, contact your Lexus dealer.

If the electronic key battery becomes depleted, replace it with a new battery. For instructions on replacing the battery, refer to the Owner's Manual. If you need further assistance, contact your Lexus dealer.

What to do if...



If the hybrid system doesn't start

Make sure that the correct operating procedures have been followed.

Brake pedal

Make sure that the brake pedal is firmly depressed when attempting to start the hybrid system.

If the hybrid system still does not start, see the Owner's Manual for more information or contact your Lexus dealer.